

QUARTERLY REPORT OF INCOME *(NG Bante)*  
 For the Quarter Ending March 31, 2013  
 (In Pesos)

Department: DEPARTMENT OF AGRICULTURE

Agency: BUREAU OF FISHERIES AND AQUATIC RESOURCES - REGION VII

Fund: FUND 101

CLASSIFICATION/SOURCES OF INCOME	ACTUAL INCOME COLLECTION FOR THE QUARTER				CUMULATIVE INCOME COLLECTIONS TO DATE	CUMULATIVE INCOME DEPOSITED WITH BTR	REMARKS
	JAN	FEB	MAR	TOTAL			
<b>TAX</b>	-	-	-	-	-	-	
<b>NON-TAX</b>	<b>1,621,135.50</b>	<b>350,702.50</b>	<b>397,202.00</b>	<b>2,369,040.00</b>	<b>2,369,040.00</b>	<b>2,336,230.00</b>	
Franchising & Licensing Fees	4,660.00	5,520.00	3,600.00	13,780.00	13,780.00	13,780.00	
Clearance/Licensing Fees	795.00	1,020.00	1,000.00	2,815.00	2,815.00	2,815.00	
Medical, Dental and Laboratory Fees	193,575.00	158,505.00	121,540.00	473,620.00	473,620.00	465,235.00	
Processing Fee/Application fee	4,810.00	5,200.00	2,000.00	12,010.00	12,010.00	12,010.00	
Rent Income	1,191,000.00	117,000.00	75,730.00	1,383,730.00	1,383,730.00	1,359,730.00	
Other Business Income	211,495.50	57,857.50	183,952.00	453,305.00	453,305.00	452,880.00	
Fines & Penalties - Other Business Income	14,800.00	5,600.00	9,380.00	29,780.00	29,780.00	29,780.00	
<b>TOTAL</b>	<b>1,621,135.50</b>	<b>350,702.50</b>	<b>397,202.00</b>	<b>2,369,040.00</b>	<b>2,369,040.00</b>	<b>2,336,230.00</b>	


Prepared by:  
*M. Arma*  
 MICHAEL B. ARMA  
 Bookkeeper


Certified Correct:  
*A. Dela Rita*  
 AMABELES B. DELA RITA  
 OIC, Accounting Section

**QUARTERLY REPORT OF INCOME**  
**For the Quarter Ending June 30, 2013**  
(In Pesos)

Department: DEPARTMENT OF AGRICULTURE  
Agency: BUREAU OF FISHERIES AND AQUATIC RESOURCES - REGION VII  
Fund: FUND 101

CLASSIFICATION/SOURCES OF INCOME	ACTUAL INCOME COLLECTION FOR THE QUARTER				CUMULATIVE INCOME COLLECTIONS TO DATE	CUMULATIVE INCOME DEPOSITED WITH BTR	REMARKS
	APR	MAY	JUN	TOTAL			
<b>TAX</b>	-	-	-	-	-	-	
<b>NON-TAX</b>	<b>442,730.50</b>	<b>387,509.50</b>	<b>269,424.50</b>	<b>1,099,664.50</b>	<b>3,468,704.50</b>	<b>3,468,179.50</b>	
Franchising & Licensing Fees	4,020.00	1,600.00	4,900.00	10,520.00	24,300.00	24,300.00	
Clearance/Licensing Fees	400.00	500.00	340.00	1,240.00	4,055.00	4,055.00	
Medical, Dental and Laboratory Fees	149,500.00	114,000.00	160,250.00	423,750.00	897,370.00	896,920.00	
Processing Fee/Application fee	36,520.00	7,900.00	4,900.00	49,320.00	61,330.00	61,330.00	
Rent Income	15,510.00	91,000.00	18,000.00	124,510.00	1,508,240.00	1,508,240.00	
Other Business Income	224,905.50	148,109.50	79,434.50	452,449.50	905,754.50	905,679.50	
Fines & Penalties - Other Business Income	11,875.00	24,400.00	1,600.00	37,875.00	67,655.00	67,655.00	
<b>TOTAL</b>	<b>442,730.50</b>	<b>387,509.50</b>	<b>269,424.50</b>	<b>1,099,664.50</b>	<b>3,468,704.50</b>	<b>3,468,179.50</b>	


Prepared by:  
  
**MICHAEL B. ARMA**  
Bookkeeper


Certified Correct:  
  
**AMABELES B. DELA RITA**  
OIC, Accounting Section

**QUARTERLY REPORT OF INCOME**  
**For the Quarter Ending September 30, 2013**  
(In Pesos)

Department: DEPARTMENT OF AGRICULTURE  
Agency: BUREAU OF FISHERIES AND AQUATIC RESOURCES - REGION VII  
Fund: FUND 101

CLASSIFICATION/SOURCES OF INCOME	ACTUAL INCOME COLLECTION FOR THE QUARTER				CUMULATIVE INCOME COLLECTIONS TO DATE	CUMULATIVE INCOME DEPOSITED WITH BTR	REMARKS
	JULY	AUGUST	SEPTEMBER	TOTAL			
<b>TAX</b>	-	-	-	-	-	-	
<b>NON-TAX</b>	<b>430,926.00</b>	<b>455,370.00</b>	<b>572,504.00</b>	<b>1,458,800.00</b>	<b>4,927,504.50</b>	<b>4,927,214.50</b>	
Franchising & Licensing Fees	1,660.00	160.00	2,320.00	4,140.00	28,440.00	28,440.00	
Clearance/Licensing Fees	620.00	200.00	9,060.00	9,880.00	13,935.00	13,935.00	
Medical, Dental and Laboratory Fees	215,450.00	178,990.00	264,180.00	658,620.00	1,555,990.00	1,555,690.00	
Processing Fee/Application fee	1,660.00	3,260.00	4,320.00	9,240.00	70,570.00	70,570.00	
Rent Income	52,000.00	5,000.00	56,000.00	113,000.00	1,621,240.00	1,621,240.00	
Other Business Income	136,936.00	267,010.00	222,494.00	626,440.00	1,532,194.50	1,532,204.50	
Fines & Penalties - Other Business Income	22,600.00	750.00	14,130.00	37,480.00	105,135.00	105,135.00	
<b>TOTAL</b>	<b>430,926.00</b>	<b>455,370.00</b>	<b>572,504.00</b>	<b>1,458,800.00</b>	<b>4,927,504.50</b>	<b>4,927,214.50</b>	

Prepared by:  
  
**MICHAEL B. ARMA**  
Bookkeeper

Certified Correct:  
  
**AMABELES B. DELA RITA**  
OIC, Accounting Section

**BUREAU OF FISHERIES AND AQUATIC RESOURCES -Region 7**

**Report of Actual Income**


**As of 30 September 2013**

**(Special Account 151)**

Summary of Collection  
Special Fund 151

Nature of Collections	Calendar Year 2013												
	January	February	March	April	May	June	July	August	September	October	November	December	TOTAL
Gratuitous Permit							120.00						120.00
Aquatic Wildlife Collector's Permit	30,854.00	32,554.00	6,764.00	15,146.00	6,065.00	3,200.00	2,290.00	2,224.00	12,202.00				111,299.00
Aquatic Wildlife Special User's Permit													-
Export Permit for CITES and Non-CITES species	383,670.00	342,816.09	388,191.91	409,218.18	397,299.00	351,915.00	455,665.09		41,795.00				2,770,570.27
Import Permit for CITES and Non-COYES	35,800.00	25,250.00	8,250.00	11,750.00	50,000.00	25,350.00	9,050.00		6,600.00				172,050.00
Re-Export Permit for CITES													-
Certificate of Aquatic Wildlife Registration					400.00	3,074.00	200.00						3,674.00
Clearance to Operate for Zoological Parks, Aquaria and other similar establishments													-
Aquatic Wildlife Farm Permit													-
Special Permit for Other Uses of Aquatic Wildlife													-
Local Transport Permit of Aquatic Wildlife	77,540.00	69,750.00	71,295.00	78,520.00	73,790.00	71,590.00	70,575.00	19,870.00	18,450.00				551,380.00
Fines and Penalties - Permits and Licenses									2,750.00				2,750.00
<b>TOTAL</b>	<b>527,864.00</b>	<b>470,370.09</b>	<b>474,500.91</b>	<b>514,634.18</b>	<b>527,554.00</b>	<b>455,129.00</b>	<b>537,900.09</b>	<b>22,094.00</b>	<b>81,797.00</b>	<b>-</b>	<b>-</b>	<b>-</b>	<b>3,611,843.27</b>


Prepared by:



**JANICE M. MABALE**

Accountant

Certified Correct:



**AMABELES B. DELA RITA**

OIC, Accounting Unit

151

Summary of Collection  
Special Fund 151

Nature of Collections	Calendar Year 2013												
	January	February	March	April	May	June	July	August	September	October	November	December	TOTAL
Gratuitous Permit							120.00					20.00	120.00
Aquatic Wildlife Collector's Permit	30,854.00	32,554.00	6,764.00	15,146.00	6,065.00	3,200.00	2,290.00	2,224.00	12,202.00	5,450.00	950.00		117,699.00
Aquatic Wildlife Special User's Permit													-
Export Permit for CITES and Non-CITES species	383,670.00	342,816.09	388,191.91	409,218.18	397,299.00	351,915.00	455,665.09		41,795.00	660,547.36	678,969.09	687,324.45	4,797,411.17
Import Permit for CITES and Non-COYES	35,800.00	25,250.00	8,250.00	11,750.00	50,000.00	25,350.00	9,050.00		6,600.00	30,800.00	63,550.00	56,450.00	322,850.00
Re-Export Permit for CITES												3,050.00	3,050.00
Certificate of Aquatic Wildlife Registration					400.00	3,074.00	200.00			430.00	4,634.00	13,660.00	22,398.00
Clearance to Operate for Zoological Parks, Aquaria and other similar establishments													-
Aquatic Wildlife Farm Permit												120,130.18	120,130.18
Special Permit for Other Uses of Aquatic Wildlife													-
Local Transport Permit of Aquatic Wildlife	77,540.00	69,750.00	71,295.00	78,520.00	73,790.00	71,590.00	70,575.00	19,870.00	18,450.00	77,530.00	79,180.00	83,240.00	791,330.00
Fines and Penalties - Permits and Licenses									2,750.00				2,750.00
<b>TOTAL</b>	<b>527,864.00</b>	<b>470,370.09</b>	<b>474,500.91</b>	<b>514,634.18</b>	<b>527,554.00</b>	<b>455,129.00</b>	<b>537,900.09</b>	<b>22,094.00</b>	<b>81,797.00</b>	<b>774,757.36</b>	<b>827,283.09</b>	<b>963,874.63</b>	<b>6,177,738.35</b>

2011 Collection                    207,516.00  
 2012 Collection                    2,840,297.18  
 2013 Collection                    6,177,738.35  
**TOTAL**                                **9,225,551.53**

Prepared by:

**MICHAEL B. ARMA**  
Bookkeeper

Certified Correct:

**AMABELES DELA RITA**  
OIC, Accounting Unit

NG  
↗

BUREAU OF FISHERIES AND AQUATIC RESOURCES -Region 7  
Comparative Report of Actual Income  
Calendar Year - 2004 to 2013

Particulars	Account Code	2004	2005	2006	2007	2008	2009	2010	2011	2012	2013	Total
Franchising & Licensing Fees	603	326,055.00	136,335.75	130,161.00	160,841.00	141,334.00	98,636.00	41,552.00	48,632.00	37,080.00	35,890.00	1,156,516.75
Permit Fees	605	108,685.00	45,445.25	43,387.00	17,400.00	86,450.00	100,500.00	186,260.00	70,260.00	-	-	658,387.25
Registration Fees	606	25,284.00	62,850.00	53,040.00	59,369.00	6,720.00	6,100.00	5,080.00	2,000.00	-	-	220,443.00
Fines & Penalties - Permits & Licenses	609	3,500.00	4,650.00	6,650.00	7,450.00	7,350.00	13,100.00	850.00	350.00	-	-	43,900.00
Clearance/Licensing Fees	613	1,726,720.00	2,786,287.50	2,895,705.00	168,315.00	13,200.00	12,505.00	9,010.00	5,200.00	5,020.00	14,735.00	7,636,697.50
Medical, Dental and Laboratory Fees	619	956,425.00	1,233,945.00	1,149,532.00	1,818,600.00	2,169,855.00	1,760,865.00	2,504,520.00	2,419,175.00	2,777,015.00	2,222,795.00	19,012,727.00
Processing Fee	621	-	-	-	7,400.00	136,292.00	87,300.00	79,060.00	58,810.00	57,280.00	72,630.00	498,772.00
Rent Income	642	3,262,720.00	2,940,942.50	3,572,140.00	2,281,541.50	2,267,530.00	3,051,030.00	2,285,976.00	3,051,372.00	3,109,600.00	2,366,860.00	28,189,712.00
Other Business Income	648	679,812.05	1,028,816.20	867,857.00	1,197,119.75	1,058,252.75	1,758,589.59	874,525.80	694,458.25	1,123,022.00	1,849,241.50	11,131,694.89
Fines & Penalties - Other Business Income	649	94,264.50	623,490.00	623,239.00	309,146.00	238,883.00	452,922.00	230,535.00	596,124.80	512,930.00	136,439.00	3,817,973.30
Miscellaneous Income	678	750.00	1,799.39	5,830.00	-	1,710.00	690.00	220.00	540.00	-	-	11,539.39
		-	-	-	-	-	-	-	-	-	-	-
<b>TOTALS</b>		<u>7,184,215.55</u>	<u>8,864,561.59</u>	<u>9,347,541.00</u>	<u>6,027,182.25</u>	<u>6,127,576.75</u>	<u>7,342,237.59</u>	<u>6,217,588.80</u>	<u>6,946,922.05</u>	<u>7,621,947.00</u>	<u>6,698,590.50</u>	<u>72,378,363.08</u>

Prepared by:

MICHAEL B. ARMA  
Bookkeeper

Certified Correct:

AMABELES B. DELA RITA  
OIC, Accounting Unit

